

AudioDigest® app user guide

Since 1952, our goal has been to keep you up to date with the most clinically relevant content, while helping you manage your individual learning and CME/CE/MOC requirements.

Our technology is designed to provide a seamless user experience. Your progress will always be synchronized across platforms automatically.



Login online

To access your account online, go to [AudioDigest.org/Login](https://www.audiogest.org/Login) to login with your e-mail address and password.

Download the mobile app and login

Get the AudioDigest Mobile app in your preferred app store.



Quick start: Tracker set up

1 Visit Tracker



2 Set up

Enter your state licensure and reporting deadline information in **Edit CME/CE Profile**

Edit CME/CE Profile

3 Play

Play a lecture from your **Library** or **Playlists**

Quick start: Play, learn, test

1 Visit Library or Playlists



2 Play

Play a lecture from your **Library** or **Playlists**

3 Learn

See step-by-step list under **Course Activities**

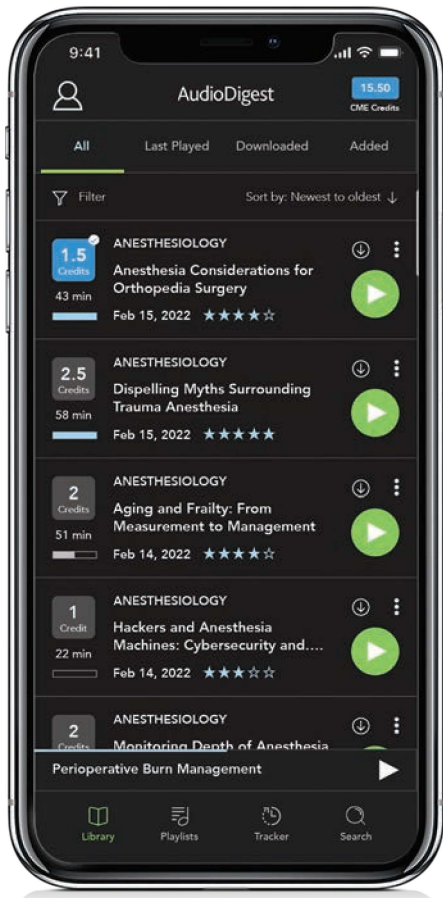
COURSE ACTIVITIES

4 Test

Select **Step 4: Posttest** to test and earn credit

Step 4. Posttest





Library

The **Library** is where you can access all your content.

Use the **tabs** across the top to find lectures **Last Played, Downloaded, Added to your Library from Search, and Archived.**

↕ **Sort** and ⚙️ **Filter** content any way you like. Content is sorted by publication date (default view) with the newest content at the top.

⬇️ Download

Downloads the lecture content to your device for Offline playback.

TIP: Downloaded lectures will also play on airplane mode.

TIP: If your area has poor cell service, we recommend using the download button for seamless playback.

⋮ Additional Menu

View additional lecture information, rate, archive a lecture, and add item to a customized playlist.

▶️ Play

To begin streaming the lecture audio and to access the course activities.



Playlists

The **Playlists** are where you can access your playlists.

Access the playlists you've created (default view), or the playlists automatically created by AudioDigest (such as the curated, topic-specific playlists from our Collection products).

⬇️ Download

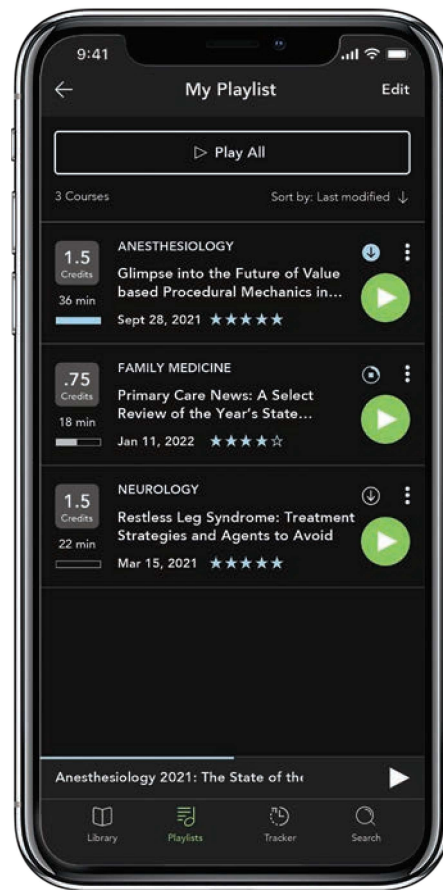
Downloads playlists to your device for Offline playback.

⋮ Additional Menu

View more information: Add lectures, edit playlist name, download, archive and delete the playlists you've created.

▶️ Play All

The Play All button will play all items in a playlist continuously, so you can listen hands free.

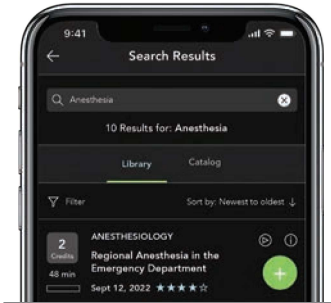




Search

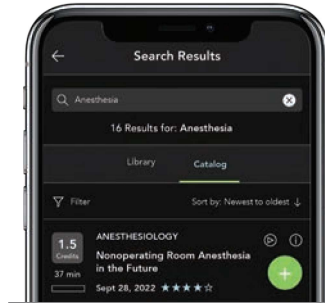
The **Search** tab allows you to find specific lectures. Enter a keyword (topic, disease, etc.) to perform a search query.

NOTE: Your product purchases will dictate your level of access.



Search results: Library

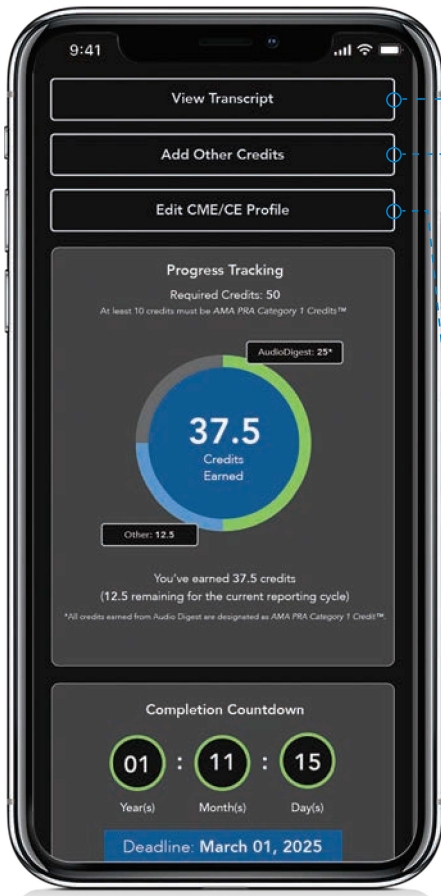
Search through results that are available from your content. This feature allows you to quickly search through your entire library of available content (based on your purchases).



Search results: Catalog

Search through the full catalog of AudioDigest content. Select the **+ sign** to add a course to your library (with the option to add it to a customized playlist as well).

TIP: You may listen to the audio sample for these lectures by clicking the Play button.



Tracker

The **Tracker** tab shows requirements and monitors your progress.

To power your Tracker experience, enter your state licensure and reporting deadline information correctly from **Edit CME/CE Profile**. All AudioDigest Credits you earn are updated automatically and added to your Tracker.

TIP: Licensed in multiple states? Toggle easily between states using the dropdown menu.

TIP: If you have entered your reporting due date, your default Tracker view will be your reporting cycle. You can use the dropdown to change your view to the current year.

View Transcript

View, print, and share your official PDF transcript.

Add Other Credits


Add credits earned outside of AudioDigest to your Tracker.

Edit CME/CE Profile


Enter/Edit your state licensure and reporting deadline information.

Account

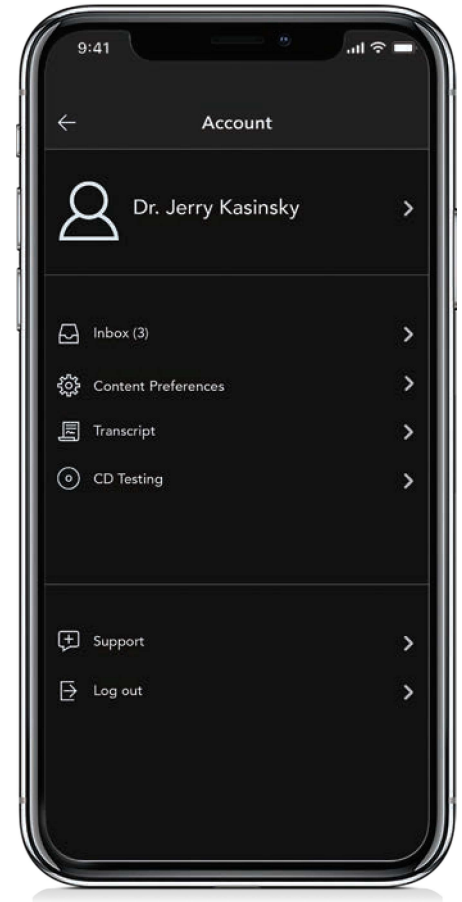
Access your **Account** in the top-left corner by pressing the profile icon.



Manage your personal and professional profile by clicking your name at the top of the **Account** section.

Control your app experience by pressing  **Content Preferences**, which will allow you to manage your settings for auto-archiving (removing old and completed content from your library) and autoplay (continuous playback).

In need of assistance? Connect with  **Support**, we'll be glad to help.



rev 02/2023

Contact Us

AudioDigest®

800.423.2308 (USA and Canada)

818.240.7500 (International)

adfinfo@audiodigest.org

For more information
visit **AudioDigest.org**